DATASHEET

Free-Standing Outdoor Cabinets outTEG OMR

CONTEG

OUTDOOR CABINETS

The advantage of double-walled aluminum cabinets is that it maintains a 10 % lower internal temperature than a plastic or single-walled solution. In many applications, our customers do not have to invest in air-conditioning units at all, or they can save them by lowering the power of these devices and consequently the energy consumed for their operation.

You can order cabinets from our standard ranges to ensure quick delivery. If you have special requirements, you can design these cabinets according to your specifications. You can use our web configurator or contact our experienced sales representatives.

	outTEG OMR	outTEG OMR LITE	FSM-O	WME-O
				
Material	Door, rear panel, roof—aluminum Frame, plinth—stainless steel	Aluminum	Stainless steel	Stainless steel
Construction	Double-walled	Double-walled	Single-walled	Single-walled
IP rating	IP66	IP65	IP55	IP66
Mechanical protection	IK10	IK10	IK10	IK10
Color	RAL 7035 (light grey) for body RAL 7046 (grey) for roof and plinth	RAL 7035 (light grey)	RAL 7035 (light grey)	RAL 7035 (light grey)
Coating	Polyester powder coating with UV protection	Polyester powder coating with UV protection	Polyester powder coating with UV protection	Polyester powder coating with UV protection

outTEG OMR—
FREE-STANDING OUTDOOR CABINETS

OMR-DN-106506-R

The outTEG OMR free-standing outdoor cabinets presents an ideal solution for projects with high demands on safety of installed equipment and on stable in-rack climate. Double-walled case design safeguards the installed components from all-weather as well as from vandalism thanks to the cabinet's compact structure which prevents access to the installed components from the outside. For extreme weather conditions, the side panel variants can be modified to allow the installation of fans or air-conditioning units. Resistance to weather is ensured mainly by the AlMg3 alloy used for the cabinet case and the applied finish of polyester powder coating with UV protection. Additional protection is provided by the stainless steel frame and the plinth.

MAIN ADVANTAGES

- Features integrated roof and plinth
- Welded stainless steel cabinet frame
- All removable parts are made of aluminum
- Compact design—no point of access for lever-type tools
- Ready for crane transport

COLOR: RAL 7035 RAL 7046

DESCRIPTION

Material
- Door, rear/side panels, roof—2 mm AlMg3
- Frame, plinth—2 mm stainless steel 1.4016 (AISI 403)

Coating
- Polyester powder coating with UV protection

Color
- Body color—RAL 7035
- Roof and plinth color—RAL 7046

IP rating
- IP66 (degree of IP rating can be reduced after mounting some accessories)

Seismic protection
- Seismic approvals according to Bellcore GR-63-CORE Zone 3 (Zone 4 upon request)

Package includes
- Double-walled outdoor cabinet, fully mounted
- Ventilation—natural air flow between inner and outer walls
- Removable rear panel
- Removable roof
- Front door with multi-point locking system, key combination 333, door stop. Easily configured to a right or left hand door mounting
- 100 mm plinth
- Vertical mounting internal rails with 25 mm perforations
- Removable gland plate
- Set-up for eye-bolts
- Side panels need to be ordered separately (see page 11)

outTEG OMR—FREE-STANDING OUTDOOR ENCLOSURES, DOUBLE-WALLED, SINGLE DOOR, HEIGHT 600–1 200 MM							
H (U)	Package	12 U	16 U	21 U	21 U	25 U	25 U
H (mm)		600	800	1 000	1 000	1 200	1 200
W (mm)		650	650	650	800	800	1 000
D (mm)		600	600	600	500	800	700
Weight (kg)		59	66	90	94	96,5	108
Code	1 pc	OMR-DN-066506-R	OMR-DN-086506-R	OMR-DN-106506-R	OMR-DN-100805-R	OMR-DN-120808-R	OMR-DN-121007-R
ACCESSORIES							
Side panel **	1 pc	OMR-DN-S0606-1	OMR-DN-S0806-1	OMR-DN-S1006-1	OMR-DN-S1005-1	OMR-DN-S1208-1	OMR-DN-S1207-1
Mounting plate, full installation	1 pc	IDO-MM-F665	IDO-MM-F865	IDO-MM-F1065	IDO-MM-F108	IDO-MM-F128	IDO-MM-F1210
19" and 21" vertical rails	1 pair	IDO-MR-V6	IDO-MR-V8	IDO-MR-V10	IDO-MR-V10	IDO-MR-V12	IDO-MR-V12
ETSI vertical rails	1 pair	IDO-MR-E6	IDO-MR-E8	IDO-MR-E10	IDO-MR-E10	IDO-MR-E12	IDO-MR-E12
N profile for vertical rails	1 pair	IDO-MR-N6 *	IDO-MR-N6 *	IDO-MR-N6 *	IDO-MR-N5 *	IDO-MR-N8 *	–
L profile for vertical rails	1 set	–	–	–	IDO-MR-L5	IDO-MR-L8	IDO-MR-L7
Horizontal rail	1 pair	see page 17					
Baying kit	1 set	OMR-DN-K0606	OMR-DN-K0806	OMR-DN-K1006	OMR-DN-K1005	OMR-DN-K1208	OMR-DN-K1207
Fixing frame for concrete base	1 pc	IDO-MF-P6506	IDO-MF-P6506	IDO-MF-P6506	IDO-MF-P0805	IDO-MF-P0808	IDO-MF-P1007

* You have to order 2 sets, for 1 400 a 1 600 mm height must be ordered 3 sets, for 2 000 height must be ordered 4 sets. For 800 mm wide enclosures with IDO-MR-Nxx, an IDO-MR-N-B holder (2 sets for 1 set of IDO-MR-Nxx) must be ordered as well. ** You have to order 2 pcs.

outTEG OMR—FREE-STANDING OUTDOOR ENCLOSURES, DOUBLE-WALLED, SINGLE DOOR, HEIGHT 1 400–1 600 MM						
H (U)	Package	30 U	34 U	34 U	34 U	34 U
H (mm)		1 400	1 600	1 600	1 600	1 600
W (mm)		650	650	800	800	1 000
D (mm)		600	400	700	1 000	800
Weight (kg)		91	97	113	119,5	127
Code	1 pc	OMR-DN-146506-R	OMR-DN-166504-R	OMR-DN-160807-R	OMR-DN-160810-R	OMR-DN-161008-R
ACCESSORIES						
Side panel **	1 set	OMR-DN-S1406-1	OMR-DN-S1604-1	OMR-DN-S1607-1	OMR-DN-S1610-1	OMR-DN-S1608-1
Mounting plate, full installation	1 pc	IDO-MM-F1465	IDO-MM-F1665	IDO-MM-F168	IDO-MM-F168	IDO-MM-F1610
19" and 21" vertical rails	1 pair	IDO-MR-V14	IDO-MR-V16	IDO-MR-V16	IDO-MR-V16	IDO-MR-V16
ETSI vertical rails	1 pair	IDO-MR-E14	IDO-MR-E16	IDO-MR-E16	IDO-MR-E16	IDO-MR-E16
N profile for vertical rails	1 pair	IDO-MR-N6 *	IDO-MR-N4 *	IDO-MR-N7 *	IDO-MR-N10 *	–
L profile for vertical rails	1 set	–	–	IDO-MR-L7	IDO-MR-L10	IDO-MR-L8
Horizontal rail	1 pair	see page 17				
Baying kit	1 set	OMR-DN-K1406	OMR-DN-K1604	OMR-DN-K1607	OMR-DN-K1610	OMR-DN-K1608
Fixing frame for concrete base	1 pc	IDO-MF-P6506	IDO-MF-P6504	IDO-MF-P0807	IDO-MF-P0810	IDO-MF-P1008

* You have to order 2 sets, for 1 400 a 1 600 mm height must be ordered 3 sets, for 2 000 height must be ordered 4 sets. For 800 mm wide enclosures with IDO-MR-Nxx, an IDO-MR-N-B holder (2 sets for 1 set of IDO-MR-Nxx) must be ordered as well. ** You have to order 2 pcs.

outTEG OMR—FREE-STANDING OUTDOOR ENCLOSURES, DOUBLE-WALLED, SINGLE DOOR, HEIGHT 2 000 MM							
H (U)	Package	42 U	42 U	42 U	42 U	42 U	42 U
H (mm)		2 000	2 000	2 000	2 000	2 000	2 000
W (mm)		650	800	800	800	1 000	1 000
D (mm)		600	600	800	1 000	600	800
Weight (kg)		120	124	128	159	136	140
Code	1 pc	OMR-DN-206506-R	OMR-DN-200806-R	OMR-DN-200808-R	OMR-DN-200810-R	OMR-DN-201006-R	OMR-DN-201008-R
ACCESSORIES							
Side panel **	1 set	OMR-DN-S2006-1	OMR-DN-S2006-1	OMR-DN-S2008-1	OMR-DN-S2010-1	OMR-DN-S2006-1	OMR-DN-S2008-1
Mounting plate, full installation	1 pc	IDO-MM-F2065	IDO-MM-F208	IDO-MM-F208	OMR-DN-F208	IDO-MM-F2010	IDO-MM-F2010
19" and 21" vertical rails	1 pair	IDO-MR-V20	IDO-MR-V20	IDO-MR-V20	IDO-MR-V20	IDO-MR-V20	IDO-MR-V20
ETSI vertical rails	1 pair	IDO-MR-E20	IDO-MR-E20	IDO-MR-E20	IDO-MR-E20	IDO-MR-E20	IDO-MR-E20
N profile for vertical rails	1 pair	IDO-MR-N6 *	IDO-MR-N6 *	IDO-MR-N8 *	IDO-MR-N10*	–	–
L profile for vertical rails	1 set		IDO-MR-L6	IDO-MR-L8	IDO-MR-L10	IDO-MR-L6	IDO-MR-L8
Horizontal rail	1 pair	see page 17					
Baying kit	1 set	OMR-DN-K2006	OMR-DN-K2006	OMR-DN-K2008	OMR-DN-K2010	OMR-DN-K2006	OMR-DN-K2008
Fixing frame for concrete base	1 pc	IDO-MF-P6506	IDO-MF-P0806	IDO-MF-P0808	IDO-MF-P0810	IDO-MF-P1006	IDO-MF-P1008

* You have to order 2 sets, for 1 400 a 1 600 mm height must be ordered 3 sets, for 2 000 height must be ordered 4 sets. For 800 mm wide enclosures with IDO-MR-Nxx, an IDO-MR-N-B holder (2 sets for 1 set of IDO-MR-Nxx) must be ordered as well. ** You have to order 2 pcs.

SIDE PANELS—plain panel and ready for AC units installation

Plain side panel	Side panel, internal part, ready for modifications*	Side panel, external part, ready for modifications*	Cabinet dimensions H × D (mm)	Package
OMR-DN-S0606-1	OMR-DCMI-S0606	OMR-DCME-S0606	600 × 600	1 pc
OMR-DN-S0806-1	OMR-DCMI-S0806	OMR-DCME-S0806	800 × 600	1 pc
OMR-DN-S1005-1	OMR-DCMI-S1005	OMR-DCME-S1005	1000 × 500	1 pc
OMR-DN-S1006-1	OMR-DCMI-S1006	OMR-DCME-S1006	1000 × 600	1 pc
OMR-DN-S1207-1	OMR-DCMI-S1207	OMR-DCME-S1207	1200 × 700	1 pc
OMR-DN-S1208-1	OMR-DCMI-S1208	OMR-DCME-S1208	1200 × 800	1 pc
OMR-DN-S1406-1	OMR-DCMI-S1406	OMR-DCME-S1406	1400 × 600	1 pc
OMR-DN-S1604-1	OMR-DCMI-S1604	OMR-DCME-S1604	1600 × 400	1 pc
OMR-DN-S1607-1	OMR-DCMI-S1607	OMR-DCME-S1607	1600 × 700	1 pc
OMR-DN-S1608-1	OMR-DCMI-S1608	OMR-DCME-S1608	1600 × 800	1 pc
OMR-DN-S1610-1	OMR-DCMI-S1610	OMR-DCME-S1610	1600 × 1000	1 pc
OMR-DN-S2006-1	OMR-DCMI-S2006	OMR-DCME-S2006	2 000 × 600	1 pc
OMR-DN-S2008-1	OMR-DCMI-S2008	OMR-DCME-S2008	2 000 × 800	1 pc
OMR-DN-S2010-1	OMR-DCME-S2010	OMR-DCME-S2010	2 000 × 1000	1 pc

* Needs to be ordered together as a set.

- Application: for assembling with outdoor cabinets OMR-DN-xxxxxx-R
- Double-walled construction
- Material: 2 mm AlMg3
- Color: RAL 7035
- OMR-DN-Sxxxx-1 plain side panel, for cabinets without climate solution you need 2 pcs, IP66
- OMR-DCMI-Sxxxx and OMR-DCME-Sxxxx plus cutouts in CONTEG Modification Center are ready for installation of cooling unit, IP56 For complete solution with cooling unit AC-WMO you still have to order 1 pc of OMR-DN-Sxxxx-1
- For more information about cooling units, please visit page 23
- Package includes: assembly parts, variants of side panels

SIDE PANELS—with AC unit



	Code	Description	Page
1	OMR-DCME-Sxxxx	Side panel, external part, ready for modifications	10
2	OMR-DCMI-Sxxxx	Side panel, internal part, ready for modifications	10
3	AC-WMO-xx-xxxx	Outdoor cooling unit	22

SIDE PANELS—with forced ventilation

- Application: for assembling with cabinets OMR-DN-xxxxxx-R
- Double-walled construction
- Material: 2 mm AlMg3
- Color: RAL 7035 (light grey, with UV protection for outdoor use)
- OMR-DV-Sxxxx assembled side panels (pair) with forced ventilation 180 m³/h, 230 ACV (one side with filter fan and thermostat for cooling, and second one with outlet grid), IP55
- Package includes: assembly parts, variants of side panels

Side panels with filter fan and outlet grid	Outdoor cabinet dimensions H × D (mm)	Package *
OMR-DV-S0606	600 × 600	1 set
OMR-DV-S0806	800 × 600	1 set
OMR-DV-S1005	1000 × 500	1 set
OMR-DV-S1006	1000 × 600	1 set
OMR-DV-S1207	1200 × 700	1 set
OMR-DV-S1208	1200 × 800	1 set
OMR-DV-S1406	1400 × 600	1 set
OMR-DV-S1604	1600 × 400	1 set
OMR-DV-S1607	1600 × 700	1 set
OMR-DV-S1608	1600 × 800	1 set
OMR-DV-S1610	1600 × 1000	1 set
OMR-DV-S2006	2 000 × 600	1 set
OMR-DV-S2008	2 000 × 800	1 set
OMR-DV-S2010	2 000 × 1000	1 set

* 1 set—2 pcs.

PERFORATED ROOF

- Application: assembled with OMR-DN-xxxxxx-R cabinets
- Material: 2 mm AlMg3
- Color: RAL 7046 (dark grey, with UV protection for outdoor use)
- Package includes: assembly parts

PERFORATED ROOF		
Code	For outdoor cabinet dimensions W × D (mm)	Package
OMR-DV-R6504	650 × 400	1 set
OMR-DV-R6506	650 × 600	1 set
OMR-DV-R0805	800 × 500	1 set
OMR-DV-R0806	800 × 600	1 set
OMR-DV-R0807	800 × 700	1 set
OMR-DV-R0808	800 × 800	1 set
OMR-DV-R0810	800 × 1000	1 set
OMR-DV-R1007	1000 × 700	1 set
OMR-DV-R1008	1000 × 800	1 set

Forced ventilation: perforated roof + ventilation units + modification cover with outlet grid

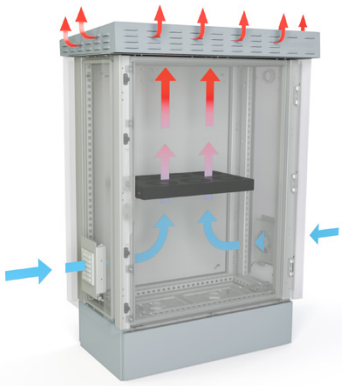

PERFORATED ROOF WITH TOP FILTER FAN 540 m³/h		
Code	For outdoor cabinet dimensions W × D (mm)	Package
OMR-DV-T6504	650 × 400	1 set
OMR-DV-T6506	650 × 600	1 set
OMR-DV-T0805	800 × 500	1 set
OMR-DV-T0806	800 × 600	1 set
OMR-DV-T0807	800 × 700	1 set
OMR-DV-T0808	800 × 800	1 set
OMR-DV-T0810	800 × 1000	1 set
OMR-DV-T1007	1000 × 700	1 set
OMR-DV-T1008	1000 × 800	1 set

Ventilation with 19" units + modification cover with outlet grid

SIDEPANELS WITH OUTLET GRID— FOR VENTILATION IN ROOF		
Code	For outdoor cabinet dimensions H × D (mm)	Package *
OMR-DV-S1005-54	1000 × 500	1 set
OMR-DV-S1207-54	1200 × 700	1 set
OMR-DV-S1208-54	1200 × 800	1 set
OMR-DV-S1406-54	1400 × 600	1 set
OMR-DV-S1604-54	1600 × 400	1 set
OMR-DV-S1607-54	1600 × 700	1 set
OMR-DV-S1608-54	1600 × 800	1 set
OMR-DV-S1610-54	1600 × 1000	1 set
OMR-DV-S2006-54	2 000 × 600	1 set
OMR-DV-S2008-54	2 000 × 800	1 set
OMR-DV-S2010-54	2 000 × 1000	1 set

* 1 set—2 pcs.

CUSTOMIZED SOLUTIONS FOR outTEG OMR

If you don't choose from our basic series, you can design your own outdoor cabinet according to specific requirements.
Use our web configurator **https://partner.conteg.com/en/outteg/step1** or contact with our experienced sales representatives, who will gladly help you.

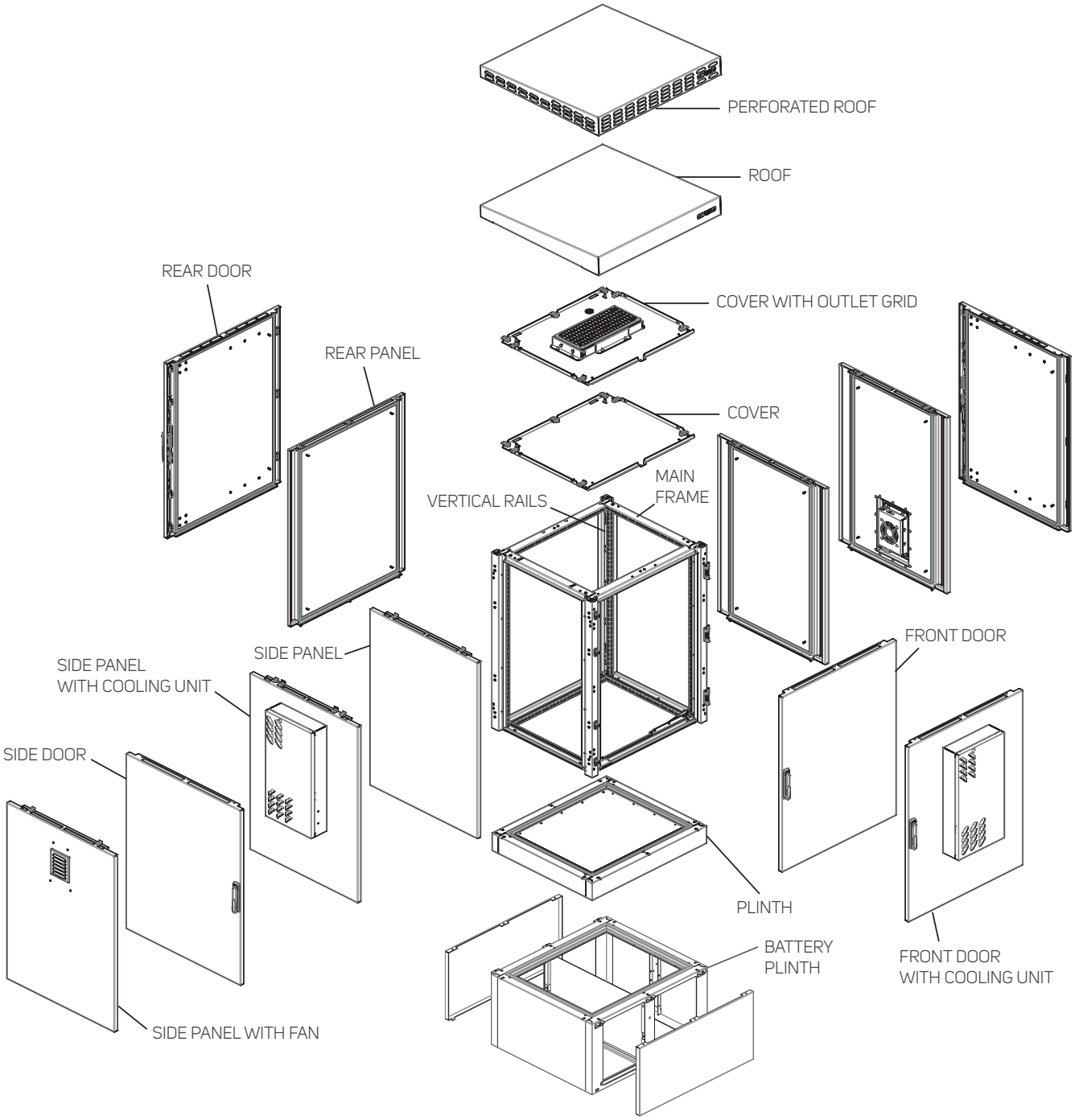

INTERIOR INSTALLATION

19", 21" AND ETSI VERTICAL RAILS



- Application: in combination with N or L profiles
- Material: 2 mm galvanized sheet steel
- Installation: on IDO-MR-Nxx/IDO-MR-Lxx rails
- Package includes: assembly parts

Code (19", 21")	Code (ETSI)	For cabinet height mm (in U)	Package *
IDO-MR-V6	IDO-MR-E6	600 (12U)	1 set
IDO-MR-V8	IDO-MR-E8	800 (16U)	1 set
IDO-MR-V10	IDO-MR-E10	1 000 (21U)	1 set
IDO-MR-V12	IDO-MR-E12	1 200 (25U)	1 set
IDO-MR-V14	IDO-MR-E14	1 400 (30U)	1 set
IDO-MR-V16	IDO-MR-E16	1 600 (34U)	1 set
IDO-MR-V20	IDO-MR-E20	2 000 (42U)	1 set

* 1 set—2 pcs.

N PROFILE FOR VERTICAL RAILS



- Application: for 650 and 800 ** mm cabinet widths
- Material: 2 mm galvanized sheet steel
- Installation: on the frame profile
- Package includes: assembly parts

Code	For cabinet depth (mm)	Package *
IDO-MR-N4	400	1 set
IDO-MR-N5	500	1 set
IDO-MR-N6	600	1 set
IDO-MR-N7	700	1 set
IDO-MR-N8	800	1 set
IDO-MR-N10	1 000	1 set

* 1 set—2 pcs.
** You have to order 2 sets, for 1400 and 1600 mm heights must be ordered 3 sets. For 800 mm wide cabinets with IDO-MR-Nxx, an IDO-MR-N-B holder (2 sets for 1 set of IDO-MR-Nxx) must be ordered as well.

L PROFILE FOR VERTICAL RAILS



- Application: for 800 and 1000 mm cabinet widths
- Material: 2 mm galvanized sheet steel
- Installation: on the frame profile
- Package includes: assembly parts

Code	For cabinet depth (mm)	Package *
IDO-MR-L5	500	1 set
IDO-MR-L7	700	1 set
IDO-MR-L8	800	1 set
IDO-MR-L10	1 000	1 set

* 1 set – 4 pcs.

TYPICAL MOUNTING OPTIONS FOR outTEG OMR



	Code	Description	Page
1	OMR-DN-xxxxxx-R	Outdoor cabinet	9
2	IDO-MR-Lx	L profile for 19" vertical rails (1 set)	14
3	IDO-MR-Vx	Vertical rails (1 set for front and 2 sets for front and rear 19" extrusions)	14
4	OMR-DN-Sxxxx-1	Plain side panels (2 pcs)	10



	Code	Description	Page
1	OMR-DN-xxxxxx-R	Outdoor cabinet	9
2	IDO-MR-Nx	N profile for 19" vertical rails (2-3 sets depends on height of cabinet)	14
3	IDO-MR-Vx	Vertical rails (1 set for front and 2 sets for front and rear 19" extrusions)	14
4	OMR-DN-Sxxxx-1	Plain side panels (2 pcs)	10

HORIZONTAL AND VERTICAL RAILS



- Application: for additional mounting positions
- Material: 2 mm galvanized sheet steel
- Installation: on the frame profile
- Package includes: assembly parts

VERTICAL RAIL FOR CABINET HEIGTH			
Code	For cabinet H (mm)	Load (kg)	Package *
IDO-MR-HH6	600	240	1 set
IDO-MR-HH8	800	180	1 set
IDO-MR-HH10	1000	140	1 set
IDO-MR-HH12	1200	120	1 set
IDO-MR-HH14	1400	80	1 set
IDO-MR-HH16	1600	80	1 set
IDO-MR-HH20	2000	50	1 set

HORIZONTAL RAIL FOR CABINET WIDTH			
Code	For cabinet W (mm)	Load (kg)	Package *
IDO-MR-HW65	650	70	1 set
IDO-MR-HW8	800	50	1 set
IDO-MR-HW10	1000	50	1 set

HORIZONTAL RAIL FOR CABINET DEPTH			
Code	For cabinet D (mm)	Load (kg)	Package *
IDO-MR-H4	400	140	1 set
IDO-MR-H5	500	100	1 set
IDO-MR-H6	600	70	1 set
IDO-MR-H7	700	60	1 set
IDO-MR-H8	800	50	1 set
IDO-MR-H10	1000	50	1 set

* 1 set—2 pcs.

MOUNTING PLATE

- Application: possibility to combine with 19" extrusions
- Material: 3 mm galvanized sheet steel
- Package includes: assembly parts

Code	For cabinet size H×W (mm)	Package
IDO-MM-F665	600 × 650	1 pc
IDO-MM-F865	800 × 650	1 pc
IDO-MM-F1065	1000 × 650	1 pc
IDO-MM-F108	1000 × 800	1 pc
IDO-MM-F128	1200 × 800	1 pc
IDO-MM-F1210	1200 × 1000	1 pc
IDO-MM-F1465	1400 × 650	1 pc
IDO-MM-F1665	1600 × 650	1 pc
IDO-MM-F168	1600 × 800	1 pc
IDO-MM-F1610	1600 × 1000	1 pc
IDO-MM-F2065	2000 × 650	1 pc
IDO-MM-F208	2000 × 800	1 pc
IDO-MM-F2010	2000 × 1000	1 pc

BAYING KIT

- Baying kit for assembling of cabinets in row
- Application: for assembling with OMR-DN-xxxxxx-R cabinets
- Double-walled construction
- Material: 2 mm AlMg3
- Protection degree of assembled cabinets: IP55
- Color: RAL 7035 (light grey, with UV protection for outdoor use)
- Package includes: assembly parts

Code	For cabinet size H×D (mm)	Package
OMR-DN-K0606	600 × 600	1 set
OMR-DN-K0806	800 × 600	1 set
OMR-DN-K1005	1000 × 500	1 set
OMR-DN-K1006	1000 × 600	1 set
OMR-DN-K1207	1200 × 700	1 set
OMR-DN-K1208	1200 × 800	1 set
OMR-DN-K1406	1400 × 600	1 set
OMR-DN-K1604	1600 × 400	1 set
OMR-DN-K1607	1600 × 700	1 set
OMR-DN-K1608	1600 × 800	1 set
OMR-DN-K1610	1600 × 1000	1 set
OMR-DN-K2006	2 000 × 600	1 set
OMR-DN-K2008	2 000 × 800	1 set
OMR-DN-K2010	2 000 × 1000	1 set

FIXING FRAME FOR CAST CONCRETE BASE



- Fixing frame for right position and installation of outTEG cabinet
- Application: for assembling with both series of outTEG cabinets
- Welded frame with anchors and screws
- Material: 4 mm galvanized sheet steel
- Package includes: assembly parts

Code	For cabinet sizes W×D (mm)	Package
IDO-MF-P6504	650 × 400	1 set
IDO-MF-P6506	650 × 600	1 set
IDO-MF-P0805	800 × 500	1 set
IDO-MF-P0806	800 × 600	1 set
IDO-MF-P0807	800 × 700	1 set
IDO-MF-P0808	800 × 800	1 set
IDO-MF-P0810	800 × 1000	1 set
IDO-MF-P1007	1000 × 700	1 set
IDO-MF-P1008	1000 × 800	1 set

ACCESSORIES

DOOR SWITCH



- Material of bracket: 2 mm zinc-plated sheet steel
- Door switch: IP65, plastic, 1NO + 1NC, PG13,5, -25 °C to +70 °C
- Rated current: 10 A/250 VAC
- Plug: grey ST 17/2
- Package includes: door switch and all necessary assembly parts

Code	Package
IDO-DC	1 pc

POCKET FOR DOCUMENTS

- Material: ABS
- Color: RAL 7035
- Dimensions: 234 × 241 × 31 mm (H × W × D)
- Mounting: with self-adhesive tape
- Package includes: plastic pocket for documents and adhesive tape

Code	Package
ID-PO-A4	1 pc

LIGHTING UNIT

- Lamp: LED, 120° angle, 6 500 K
- Luminosity: 400 lm
- Voltage/Frequency: 24-265 V DC/AC ~50/60 Hz
- Power consumption: 5 Watt
- Control of light: Built-in Motion Sensor, switch-off time 5 min.
- Mounting: Magnets
- Operating temperature range: -30°C – 70°C
- Dimensions: 357,4 × 32 × 35,5 mm (H × W × D)
- Weight: 140 gr.
- Certifications: CE, UL

Code	Description	Package
DP-OJ-06	Lighting unit 400 lm with motion sensor, for 24 to 265V/50-60Hz, magnetic fixing	1 set

EYE BOLTS

- Eye bolts for crane transport
- Application: for assembling with OMR-DN-xxxxxx-R, holes with internal threads under roof
- Material: zinc-plated carbon steel
- DIN580
- M10
- Package includes: 4 pcs

Code	Package
IDO-EB	1 set

RAMOS MONITORING SYSTEM

RAMOS PLUS

- 4 auto-sense intelligent sensor ports; can be set to either input or output
- All accessories powered via Intelligent ports
- Communication via SNMP v1, v2 and v3
- Notification via email and SNMP traps
- Fully embedded TCP/IP and web server
- Syslog and history with sensor graphs
- Network management system integration
- Security login for user and administrator
- Package includes: RAMOS Plus monitoring device, power adapter, 1.5 m crossover patch cord cable, bracket with screws and installation CD

RAMOS Plus is an entry model of the RAMOS intelligent range, designed for use in indoor and outdoor cabinets. Available in either standard or GSM options, the latter with a built-in GSM modem and external antenna. Four intelligent ports provide ample opportunity for multiple use. Improved intelligent ports support a full range of accessories, including RAMOS Ultra for intelligent ports.

RAMOS PLUS	
Code	**Package**
RAMOS PLUS	1 set *
RAMOS PLUS GSM	1 set **

* RAMOS Plus monitoring device, power adapter, 1.5 m crossover patch cord cable, bracket with screws and installation CD.
** RAMOS Plus monitoring device with built-in 3G modem, GSM antenna with magnetic gripping and SMA connector, power adapter, 1.5 m crossover patch cord cable, bracket with screws and installation CD.

INTELLIGENT ACCESSORIES FOR RAMOS PLUS		
Code	**Description**	**Package**
RMS-I-ST	One wire temperature sensor with 30 cm cable; can be extended up to 30 m (Cat. 5/6 LAN) via Cat. 5 coupler (included)	1 set
RMS-I-STH	One wire temperature and humidity sensor with 30 cm cable. Humidity range 0–100%. Can be extended up to 30 m (Cat. 5/6 LAN) via CAT. 5 coupler (included).	1 set
RMS-I-STHB	One wire temperature and humidity sensor in Box with free 1.5 m LAN cable. Humidity range 0–100%. Can be extended up to 300 m (Cat. 5/6 LAN).	1 set
RMS-I-AF	Airflow sensor with attached 1.5 m LAN cable (Cat. 5). On/off airflow signal alarm.	1 set
RMS-I-AS	Siren & Strobe light with attached LAN cable (Cat. 5) 1.5 m. 100 db siren sound and flashing strobe interval 400× per minute. Cable can be extended up to 30 m (Cat. 5/6 LAN).	1 set
RMS-I-DE-01	Smoke detector with attached 1.5 m LAN cable (Cat. 5). On/off smoke detector alarm. Can be connected via dry contact when 9 V battery is used.	1 set
RMS-I-DE-02	PIR motion detector with attached 1.5 m LAN cable (Cat. 5). Can be connected in a chain of up to 10 Motion Detector Sensors on a single port. 60° detection angle. 3 m detection range.	1 set
RMS-I-DE-04	Spot water sensor with 4.5 m cable. Maximum cable extension 60 m.	1 set
RMS-I-DE-06	Rope water sensor with 3 m detection cable. 1.5 m LAN communication cable (Cat. 5) included (max. length 30 m). Protects water–sensitive equipment from potential disaster. Detects battery Acid for short-term exposure. Sensor cable can be extended via RMS-I-DE-06-EXT3.	1 set
RMS-I-DE-06-EXT3	3 m sensor rope extension for RMS-I-DE-06; maximum extension 50 m	1 set
RMS-I-DE-07	Rope water locate sensor with 3 m length detection cable, 6 m non-detection cable and connection cable 1.5 m; can be extended by LAN cable (Cat. 5e/6)	1 set
RMS-I-DE-07-EXT3	3 m rope sensor extension for RMS-I-DE-07; maximum extension 50 m	1 set
RMS-I-DRC	Dry contact with 4.5 m cable, input or output; sources up to 20 mA when used as input. Input voltage range 0 to 5 V.	1 set
RMS-I-MK	Magnetic door contact with 4.5 m cable (mounting holder included). Maximum extension 300 m. Open/closed contact switch.	1 set
RMS-I-PWR-NO	AC-Sensor controlled relay normally open (110 V / 220 V). 1.5 m LAN cable included; maximum length 30 m. Built-in 10A Fuse. C13 and C14 socket connection. Switch can be controlled by any sensor.	1 set
RMS-I-VC	4–20 mA Converter with attached 1.5 m LAN cable (Cat. 5). Collects analog values from a wide array of sensors.	1 set
RMS-I-CON	RJ45-RJ45 coupler (Cat. 5e) for sensor cable extension, package of 10 pcs	1 set
RAMOS ULTRA-EX-D8-8	Expansion board adds 8 dry contacts (IN/OUT) to one intelligent port (RJ45); each can be configured as input or output (sink up to 20 mA). Maximum length of connection cable (LAN Cat. 5/6) 300 m.	1 set
RMS-U-DST	Daisy-chain temperature sensor with attached 1.5 m LAN cable (Cat. 5). Up to 8 sensors can be connected to a single intelligent sensor port in 150 m total cable length.	1 set
RMS-U-DST-8	Package with 8 pcs of RMS-U-DST	1 package
RMS-U-RB-8	Box with 8 changeover relay contacts for control (manually or via notification)	1 set

RAMOS MICRO

- 2 universal RJ12 ports through which up to 5 parameters can be monitored.
- 2 input contacts for connecting detectors or contacts
- Power supply: PoE or external 5V power supply (optional accessory RMS-PW-05)
- Protocols: SNMP, XML
- Communication: LAN and WiFi
- Dimensions: 30 × 103 × 68 mm
- Built-in webserver
- Package includes: RAMOS Micro, brackets, temperature sensor with 3m cable

RAMOS Micro is a simple small solution for monitoring the environment. With two new universal ports it can monitor up to 5 sensors (temperature, humidity, flood, pressure, CO_2, etc.) and with 2 binary inputs it can detect other possible parameters such as door contacts, smoke, motion, flood detectors, etc. It supports PoE power supply and WiFi communication.

With the new universal ports, new accessories can be connected, such as spot water detection and rope water detection, or a special sensor for pressure and CO_2 measurement.

RAMOS MICRO	
Code	**Package**
RAMOS Micro	1 set

INTELLIGENT ACCESSORIES FOR RAMOS MICRO		
Code	**Description**	**Package**
RMS-STB	Temperature sensor in a box with 3m cable.	1 set
RMS-STHB	Temperature and humidity sensor in a box with 3m cable.	1 set
RMS-SQAB	Air quality sensor in a box with 3m cable.	1 set
RMS-STHCOB	Temperature, humidity and CO_2 sensor in a box with 3m cable.	1 set
RMS-DE-07	Spot water detection with 3m fixed cable.	1 set
RMS-DE-06	Rope water detection.	1 set

Example of accessories for RAMOS Plus



CLIMATE CONTROL SOLUTIONS FOR outTEG OMR

OUTDOOR COOLING UNITS

COMPACT—external mounting position

- Housing material: powder coated steel sheet/ stainless steel
- Color: RAL 7035 (light grey)
- Refrigerant: R134a
- Protection degree:
  - Cabinet air circuit: IP56
  - Ambient air circuit: IP24
- Heater included
- ALU filter included
- MODBUS communication included
- Mounting: External mounting
- Certification: CE, cURus, cULus
- Cut-outs for installation in CONTEG Modification Center
- Package includes: unit ready for connection

Note: Comes with outTEG outdoor cabinets, with a cut-out as specified on the side panel or door.

External mounting position

OUTDOOR AIR-CONDITIONING UNITS—WALL-MOUNTED, 290-1 000 W					
Code *		AC-WMO-04-40HC	AC-WMO-05-40HC	AC-WMO-07-40HC	AC-WMO-10-40HC
Material		sheet steel	sheet steel	sheet steel	sheet steel
Dimensions (mm)	H	480	830	830	900
	W	250	304	304	304
	D	190	270	270	270
Minimum cabinet dimensions (doors or side)	H × W, H × D	600 × 400 mm	1 000 × 500 mm	1 000 × 500 mm	1 000 × 500 mm
Voltage/Frequency **		230 V; 50/60 Hz ~N	230 V; 50/60 Hz ~N	230 V; 50/60 Hz ~N	230 V; 50/60 Hz ~N
Cooling capacity to DIN 3168	L35 L35	290 W	550 W	750 W	1 000 W
	L35 L50	250 W	445 W	650 W	660 W
Rated power consumption	L35 L35	270 W	410 W	470 W	770 W
Internal heater		150 W	400 W	400 W	400 W
Max. air volume flow	Ambient air circuit	85 m³/h	315 m³/h	315 m³/h	320 m³/h
	Cabinet air circuit	85 m³/h	165 m³/h	165 m³/h	375 m³/h
Rated current	L35 L35	1,3 A	2,6 A	3,1 A	4 A
Starting current		8 A	10 A	11 A	16 A
Pre-Fuse T		2,5 A	4 A	5 A	9 A
Operating temperature range		−40 °C/+55 °C	−40 °C/+55 °C	−40 °C/+55 °C	−40 °C/+55 °C
Temperature range setting min/max		+20 °C/+50 °C	+20 °C/+50 °C	+20 °C/+50 °C	+20 °C/+50 °C
Weight		15 kg	30 kg	30 kg	38 kg
Compressor		reciprocating	reciprocating	reciprocating	reciprocating
Connection		connection terminals	connection terminals	connection terminals	connection terminals

* For stainless steel version use AC-WMO-xx-x2xx.
** Other input voltage upon request.

OUTDOOR AIR-CONDITIONING UNITS—WALL-MOUNTED, 1500-4 000 W						
Code *		AC-WMO-15-40HC	AC-WMO-20-40HC	AC-WMO-30-40HC	AC-WMO-40-40HC	AC-WMO-60-600C-M
Material		sheet steel	sheet steel	sheet steel	sheet steel	sheet steel
Dimensions (mm)	H	1150	1150	1550	1550	1135
	W	395	395	457	457	455
	D	270	270	355	355	390
Minimum cabinet dimensions (doors or side)	H × W, H × D	1200 × 600 mm	1200 × 600 mm	1600 × 800 mm	1600 × 800 mm	1200 × 600 mm
Voltage/Frequency **		230 V; 50/60 Hz ~N	230 V; 50/60 Hz ~N	230 V; 50/60 Hz ~N	230 V; 50/60 Hz ~N	380-415V 50Hz 3~ / 400-460V 60Hz 3~
Cooling capacity to DIN 3168	L35 L35	1500 W	2 000 W	3 000 W	4 000 W	6 000 W
	L35 L50	1250 W	1600 W	2 380 W	3 180 W	4 800 W
Rated power consumption	L35 L35	1070 W	1117 W	1320 W	2 000 W	3 000 W
Internal heater		1000 W	1000 W	1500 W	2 000 W	2 000 W
Max. air volume flow	Ambient air circuit	655 m³/h	655 m³/h	765 m³/h	990 m³/h	1080 m³/h
	Cabinet air circuit	400 m³/h	400 m³/h	950 m³/h	950 m³/h	935 m³/h
Rated current	L35 L35	5,4 A	5,5 A	5,8 A	8,9 A	5,9 A
Starting current		16 A	16 A	30 A	50 A	57 A
Pre-Fuse T		12 A	13 A	16 A	20 A	15 A
Operating temperature range		–40 °C/+55 °C	–40 °C/+55 °C	–40 °C/+55 °C	–40 °C/+55 °C	–40 °C/+55 °C
Temperature range setting min/max		+20 °C/+50 °C	+20 °C/50 °C	+20 °C/50 °C	+20 °C/50 °C	+20 °C/50 °C
Weight		42 kg	49 kg	75,3 kg	82 kg	85 kg
Compressor		reciprocating	rotary piston	rotary piston	rotary piston	rotary piston
Connection		connection terminals	connection terminals	connection terminals	connection terminals	connection terminals

* For stainless steel version use AC-WMO-xx-x2xx. ** Other input voltage upon request.

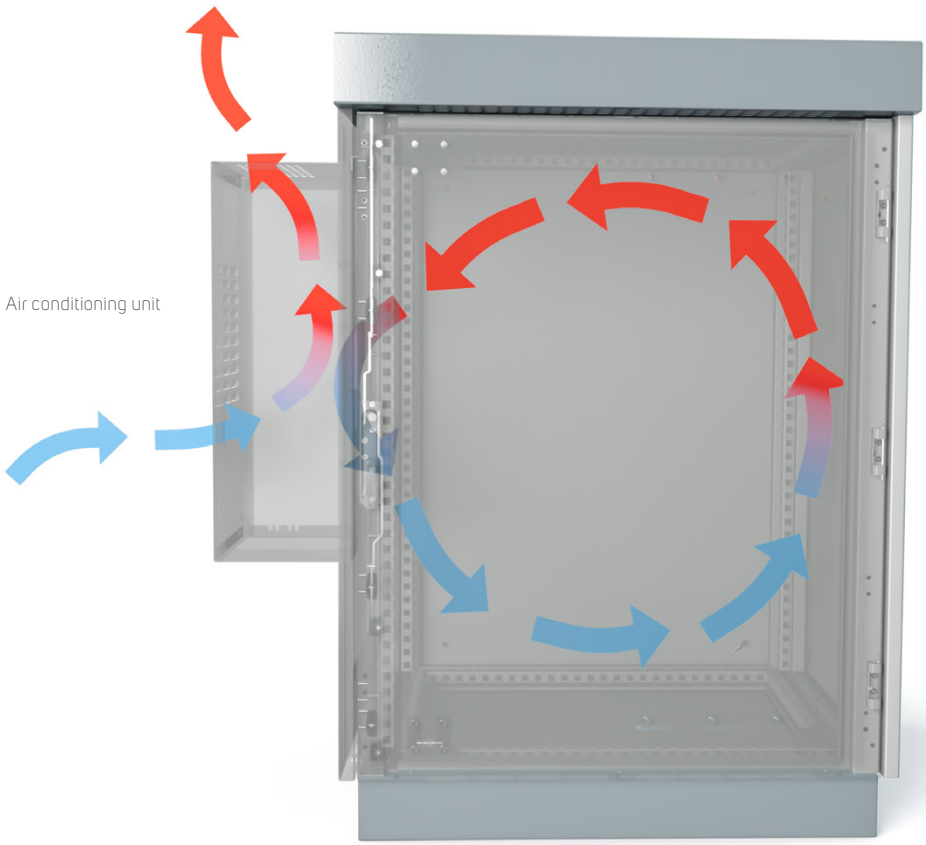

CLIMATE CONTROL SOLUTIONS FOR outTEG OMR

COOLING AND HEATING

THERMOELECTRIC COOLERS

THERMOELECTRIC COOLERS, COOLING POWER 100–800 W						
Code		ID-EP-10X-1	ID-EP-10X-4	ID-EP-20X-4	ID-EP-40X-4	ID-EP-80X-4
Dimensions (mm)	H	200	280	500	600	972
	W	304	350	330	432	514
	D	138 (74 mm outside of cabinet)	165 (113 mm outside of cabinet)	196 (130 mm outside of cabinet)	202 (135 mm outside of cabinet)	211 (135,5 mm outside of cabinet)
Cut out dimension		160 × 260 mm	252 × 322 mm	472 × 302 mm	550 × 382 mm	922 × 464 mm
Cooling capacity to DIN 3168		100 W	100 W	200 W	400 W	800 W
Max. air volume flow	Ambient air circuit	128 m^3/h	128 m^3/h	106 m^3/h	240 m^3/h	480 m^3/h
	Cabinet air circuit	46 m^3/h	46 m^3/h	150 m^3/h	240 m^3/h	480 m^3/h
Voltage/Frequency		24 V DC	230 V AC – 50/60Hz *	230 V AC – 50/60Hz *	230 V AC – 50/60Hz *	230 V AC – 50/60Hz *
Starting current		4,8 A	0,8 A (230V)	1,5 A (230V)	3 A (230V)	6 A (230V)
Max. current		7,4 A	0,6 A (230V)	1 A (230V)	2,1 A (230V)	4,2 A (230V)
Fuse		8 A (T)	1 A (T) (230V)	2 A (T) (230V)	4 A (T) (230V)	7 A (T) (230V)
Connection		connection terminal block	8-pole connector	8-pole connector	8-pole connector	8-pole connector
Operating temp. range		–20 °C / +65 °C	–20 °C / +65 °C	–20 °C / +65 °C	–20 °C / +65 °C	–20 °C / +65 °C
Weight		5,9 kg	9,4 kg	17,2 kg	34 kg	66 kg
Power supply		ID-PS-120-41	integrated	integrated	integrated	integrated

* 120V AC version on request

ID-EP-10X-1

- Material: stainless steel housing
- Protection degree: IP66
- Sealing: permanent sealing gasket in closed cell foam polyethylene
- Connection by terminal block
- Regulation: for more information, please contact our technical support
- Package includes: thermoelectric cooling unit ready for connection

ID-PS-120-41

POWER SUPPLIES FOR THERMOELECTRIC UNITS		
Code		ID-PS-120-41
Dimensions (mm)	H	125
	W	60
	D	113
Power		120 W
Input voltage		110–240 V AC; 90–350 V DC
Output voltage		24 V DC
Current		5 A
Weight		0,62 kg
Mounting position		DIN rail
Rated temperature range		–40 °C/+70 °C

Outdoor cabinet outTEG OMR
with thermoelectric coolers

HEATERS

- Material: aluminum profile
- Technology: PTC, self regulating
- ID-EH-80F-4: two heating circuits
- Ingress protection: IP20
- Installation: snap-on fixing on DIN rail 35 mm EN 50022
- Package includes: heater ready for connection

HEATERS			
Code		ID-EH-25PF-4	ID-EH-80F-4
Thermal output (W)		250	450/800
Number of heating circuits		1	2
Operation voltage (V AC)		230	230
Operating temperature range (°C)		–10 °C/+50 °C	–40 °C/+60 °C
Dimension (mm)	H	193	150
	W	61,5	82
	D	85	110
Fan	Airflow (m^3/h)	–	31
	Operation voltage (VAC)	230	230
Weight (kg)		0,7	0,8
Electrical connection		3 poles terminal	6 poles terminal

THERMOSTAT FOR COOLING AND HEATING

Code	Package
Thermostat for cooling (NO)	
ID-EO-TC	1 pc
Thermostat for heating (NC)	
ID-EO-TH	1 pc

- Sensor element: thermostatic bi-metal
- Maximum tolerance: ± 4 K
- Switching difference (hysteresis) is 7 °C ± 3 K
- Switching capacity (max. load):
- 15 A resistive/ 2 A inductive @ 120 V AC
- 10 A resistive/ 2 A inductive @ 120 V AC
- DC 30 W
- Connections: 2-pole terminal for AWG 14 max. (2,5 mm²)
- Mounting: clip for 35 mm DIN rail
- Dimensions (H × W × D): 55 × 33 × 43 mm
- Setting temperature range: 0 to + 60 °C
- Operating temperature: -20 to + 80 °C
- Weight: 40 g
- Thermostat for cooling—contact normally open
- Thermostat for heating—contact normally closed
- Package includes: thermostat ready for connection

HYGROSTAT

- Installation: DIN rail 35 mm
- Connection: screw terminals
- Range of humidity control: 35–100 % RH
- Switching capacity (max. load): 5 A/230 V
- Switching hysteresis: ± 3 % RH
- Dimensions (H × W × D): 67 × 50 × 38 mm
- Package includes: hygrostat ready for connection

Code	Package
ID-EO-HY	1 pc

Circuit diagram of heater controlled with thermostat or hygrostat.

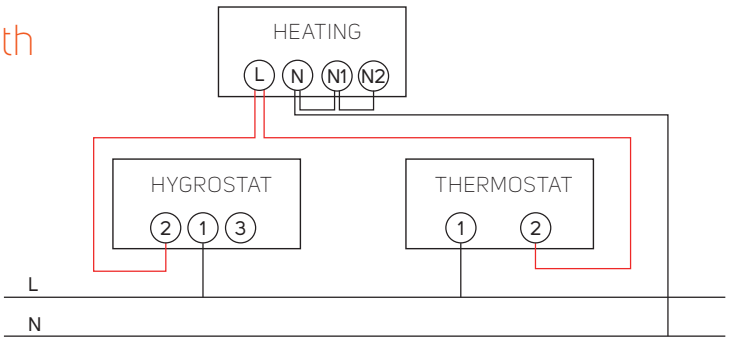

DRAINAGE DEVICE

- Material: plastic according to UL94 V-0, umbra grey, waterproof with UV protection
- Protection degree: IP67
- Sealing: NBR
- Dimensions: Ø 60×49,5 mm, 17,5 mm inside cabinet
- Water flow rate: 200 ml/hour
- Mounting: vertically at the lowest point, thread M50×1.5 with nut (cut-out Ø 50 mm)
- Package includes: 1 pc of drainage device

Code	Package
ID-EO-DD	1 pc

PRESSURE COMPENSATOR

- Mounting: PG 29 thread with union nut (cut-out diameter 37 mm)
- Fitting position: vertical (Protection type is restricted to IP54 if fitting position of pressure compensator is not vertical.)
- Material: plastic according to UL94 V-0, light grey RAL 7035
- Protection degree: IP55
- Dimensions: Ø 65,5 × 30,5 mm
- Package includes: 2pcs of compensator

Code	Package
ID-EO-PC	2 pcs

VENTILATION UNITS—DP-VEN

- One to nine fans
- Possible to install: in 19" extrusions—horizontally
- Temperature range -10 °C to 55 °C
- Thermostat ranging from 0 °C to 60 °C included; no thermostat option
- Voltage range 230V/50Hz (48V DC option)
- Protection category to EN 60 529 IP20
- Color: RAL (standard RAL 9005)
- Package includes: ventilation unit ready for connection

Code	Outlet grid	Airflow (m^3/h)	Rated current max. (A)	Power consump-tion (W)	Annual power consumption* (kWh/year)	Possible heat removal** (kW)	Package
DP-VEN-03 *	ID-EF-07	336	0,270	57	499	0,57	1 pc
DP-VEN-06 **	ID-EF-09	672	0,540	114	999	1,14	1 pc

* You have to order 2 pcs of ID-EF-07.
** You have to order 2 pcs of ID-EF-09.

OUTLET FILTER GRID

- Material: PC/ABS Alloy, PA 66 GH13 HSL for elastic clips
- Color: RAL 7035
- Protection degree: IP54/IP55
- Package includes: unit ready for mounting.

Code	For filter fan units	Package
ID-EF-07	250 × 250 mm, airflow max. 270 m^3/h	1 pc
ID-EF-09	325 × 325 mm, airflow max. 800 m^3/h	1 pc

TECHNICAL DRAWINGS

outTEG OMR—free-standing outdoor cabinets—double-walled

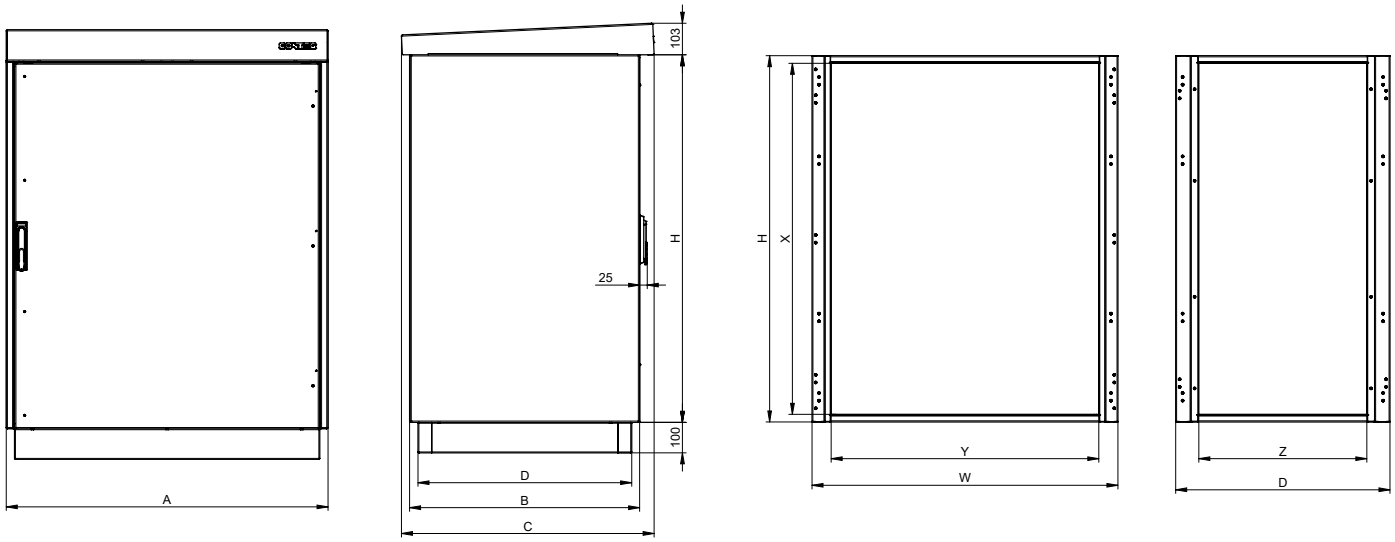

Code	Height (mm)		Width (mm)			Depth (mm)			
	H	X	W	A	Y	D	B	Z	C
OMR-DN-066506-R	600	550	652	704	527	602	654	450	728
OMR-DN-086506-R	800	750	652	704	527	602	654	450	728
OMR-DN-106506-R	1000	950	652	704	527	602	654	450	728
OMR-DN-100805-R	1000	950	802	854	677	502	554	350	628
OMR-DN-120808-R	1200	1150	802	854	677	802	854	650	928
OMR-DN-121007-R	1200	1150	1002	1054	877	702	754	550	828
OMR-DN-146506-R	1400	1350	652	704	527	602	654	450	728
OMR-DN-166504-R	1600	1550	652	704	527	402	454	250	528
OMR-DN-160807-R	1600	1550	802	854	677	702	754	550	828
OMR-DN-160810-R	1600	1550	802	854	677	1002	1054	850	1128
OMR-DN-161008-R	1600	1550	1002	1054	877	802	854	650	928
OMR-DN-206506-R	2000	1950	652	704	527	602	654	450	728
OMR-DN-200806-R	2000	1950	802	854	677	602	654	450	728
OMR-DN-200808-R	2000	1950	802	854	677	802	854	650	928
OMR-DN-200810-R	2000	1950	802	854	677	1002	1054	850	1128
OMR-DN-201006-R	2000	1950	1002	1054	877	602	654	450	728
OMR-DN-201008-R	2000	1950	1002	1054	877	802	854	650	928

HEAT LOSS DISPERSION

outTEG OMR—free-standing outdoor cabinet, double-walled, measuring inside cabinet, ΔT = 15 K, wind speed 0 m/s

Code	H (mm)	W (mm)	D (mm)	Thickness of material (mm)	Surface (m^2)	Effective area * (m^2)	Heating dissipation (W)
OMR-DN-066506-R	600	650	600	2,00	2,28	1,60	64,08
OMR-DN-086506-R	800	650	600	2,00	2,78	2,06	82,57
OMR-DN-106506-R	1000	650	600	2,00	3,28	2,52	101,05
OMR-DN-100805-R	1000	800	500	2,00	3,40	2,62	105,17
OMR-DN-120808-R	1200	800	800	2,00	5,12	4,01	161,22
OMR-DN-121007-R	1200	1000	700	2,00	5,48	4,30	172,67
OMR-DN-146506-R	1400	650	600	2,00	4,28	3,44	138,01
OMR-DN-166504-R	1600	650	400	2,00	3,88	3,16	126,76
OMR-DN-160807-R	1600	800	700	2,00	5,92	4,83	193,96
OMR-DN-160810-R	1600	800	1000	2,00	7,36	5,98	240,37
OMR-DN-161008-R	1600	1000	800	2,00	7,36	5,98	240,37
OMR-DN-206506-R	2000	650	600	2,00	5,78	4,82	193,46
OMR-DN-200806-R	2000	800	600	2,00	6,56	5,48	220,28
OMR-DN-200808-R	2000	800	800	2,00	7,68	6,41	257,65
OMR-DN-200810-R	2000	800	1000	2,00	8,8	7,34	295,01
OMR-DN-201006-R	2000	1000	600	2,00	7,6	6,37	256,04
OMR-DN-201008-R	2000	1000	800	2,00	8,8	7,34	295,01

* Cabinet standing alone, area without bottom.

Do you need
a customized solution?

Use services of our **CONTEG Modification Center**.

Individual orders are fulfilled in the **modification center, which is a part of a modern industrial enterprise in Pelhrimov**. The center also has a MODCentrum 29 CNC milling machine. We can cut holes for filter fans, coolers, control panels, and buttons. The cabinets can be made of sheet steel, stainless steel (AISI 304 and 316L) or aluminum.

Cutouts can be made on flat removable parts of the rack walls (doors, cable entries, side panels, roofs and mounting plates), as well as in welded monolithic cabinets.

For more information please contact our sales or technical team at **www.conteg.com/contacts**

CONTEG, spol. s r.o.
Stetkova 1638/18
140 00 Prague 4
Czech Republic

Tel.: +420 565 300 358
conteg@conteg.com
www.conteg.com